

Many of Oxford's undergraduate courses require applicants to sit an admissions test on a given test day. This guidance is for anyone taking any of the following tests this year:

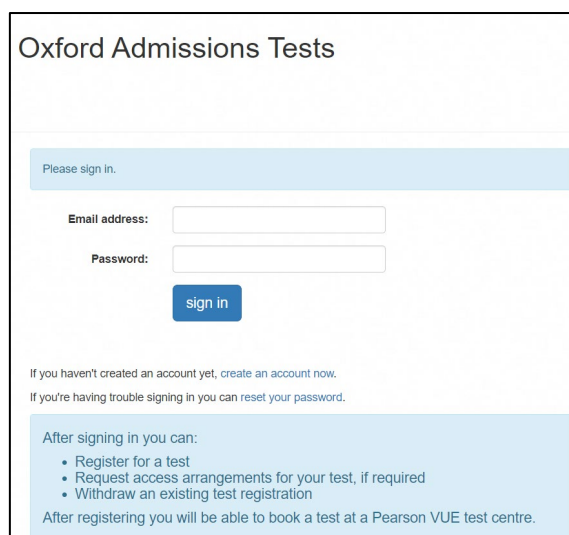
- Ancient History and Classical Archaeology Test ([AHCAAT](#))
- Biomedical Sciences Admissions Test ([BMSAT](#))
- Classics Admissions Test ([CAT](#))
- History Admissions Test ([HAT](#))
- Mathematics Admissions Test ([MAT](#))
- Modern Languages Test ([MLAT](#))
- Physics Admissions Test ([PAT](#)) – including for Engineering Science and Materials Science
- Philosophy Test ([PhilAT](#)) - only for Philosophy and Theology
- Thinking Skills Assessment ([TSA](#))

If you are applying for Law, you need to follow a different process to take the [LNAT](#). If applying for Medicine or Graduate Entry Medicine, follow the guidance for the [UCAT](#).

In 2024, candidates will need to register for and book their test at a Pearson VUE test centre any time from 15 August to 4 October. However, we strongly recommend that you do this as soon as possible. It is particularly important that you register early if you are requesting access arrangements as this involves a few additional steps. You will be required to submit documented evidence of eligibility and have this accepted by Oxford.

Note: It is not necessary to have started or submitted your UCAS application when you book your test.

Step 1: Go to the [registration portal](#) and follow the instructions to create your Oxford admissions test user account and register for your test. If possible, we recommend following this process on a computer rather than a mobile.



The screenshot shows the 'Oxford Admissions Tests' sign-in page. It features a light blue header with the text 'Please sign in.' Below this are two input fields: 'Email address:' and 'Password:'. A blue 'sign in' button is positioned below the password field. Underneath the input fields, there are two lines of text: 'If you haven't created an account yet, [create an account now](#).' and 'If you're having trouble signing in you can [reset your password](#).' A light blue box contains the text 'After signing in you can:' followed by a bulleted list: '• Register for a test', '• Request access arrangements for your test, if required', and '• Withdraw an existing test registration'. At the bottom of this box, it says 'After registering you will be able to book a test at a Pearson VUE test centre.'

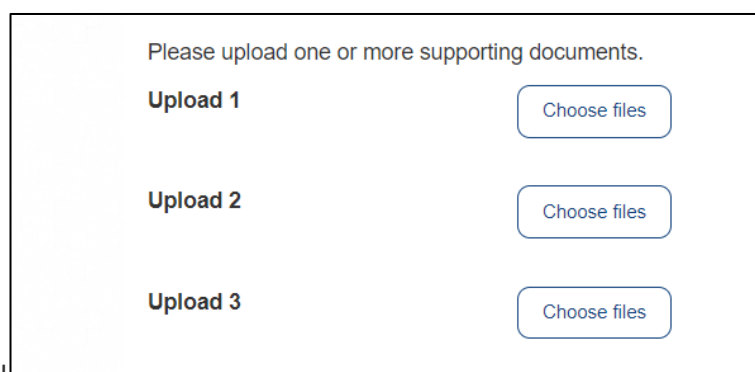
- As part of this process, you will be asked for your UCAS ID number. If you have already opened an application with UCAS, you should enter this now. If you haven't yet started an application, leave this blank for now but, you must return to this account, go to your 'Profile' and upload this information as soon as you can once you have opened an application with

UCAS. It is really important that you do this, otherwise we may not be able to match your test registration with your application to Oxford.

- Once you have created your profile, you will be asked to select your chosen course from a drop-down menu. It will be easier to do this if you know your course code so find this first on your [course page](#).
- On the basis of your selection you will be automatically registered for the appropriate test or tests. (Most courses require only one admissions test but a few joint courses require more than one.)
- During the **application window of 15 August to 4 October**, you can return any time to this platform using your login details to:
 - I. withdraw your admissions test booking
 - II. rebook your test at a different location
 - III. change your course selection and register for a different test.
- You will also be asked for your contact details. Pearson VUE requires your address in order to suggest nearby test centres. This information is also used by your assigned test centre administrator so they can confirm your ID when you arrive to take your test. Note: your first/given and last/surname/family name must match exactly as it appears on the identification (ID) that you will be presenting at the time of testing. If there is not an exact match, you will not be able to take your test.

Step 2: Let us know if you would like to request access arrangements for your admissions test OR skip to Step 3.

- You must let us know now if you require access arrangements for your admissions test. If you don't request these at the time of registration, you will need to go back, withdraw your original booking and register and book again.
- If you select to request access arrangements, you will be presented with a checkbox list to select from.
- Requests should only be for arrangements you would normally have in public examinations and you will need to supply documented evidence of need. Supporting evidence should come from a recognised medical or educational specialist.
- You will next be asked to indicate why these arrangements are needed and invited to select an option or options from a checkbox list.
- To confirm any request for access arrangements, the University of Oxford needs documented evidence of need, so please upload this as shown below.



Please upload one or more supporting documents.

Upload 1	Choose files
Upload 2	Choose files
Upload 3	Choose files

- If you don't have the documents to hand, please upload **them before 6pm BST on 20 September via the platform messaging option** – otherwise your test booking will be cancelled.

- After 20 September, you will be able to rebook your test and request these arrangements again any time up until 4 October but **only if you upload the required documentation at the time of rebooking**.
- To confirm, all candidates registering and booking (or rebooking) an admissions test which requires access arrangements **after 20 September**, must submit supporting documentation at the same time.
- Depending on the access arrangements requested, the process for booking your test at a Pearson VUE test centre will be slightly different.
- If selecting from category 1, you will be able to go ahead and book your test yourself, although please note that as mentioned earlier, the requested access arrangement is always subject to review and confirmation by University of Oxford. Skip to Step 3.
- If selecting from category 2 you will need to fill out a scheduling form and Pearson VUE will book your test for you, and confirm your test booking via email. Please note that the requested access arrangement is always subject to review and confirmation by Oxford.
- After registering you will be returned to your account dashboard. If you scroll down to the bottom you should see a link to Pearson VUE's website. This will take you to this notice:

Scheduling this exam cannot be completed on the web. For assistance in the U.S. or Canada please contact customer service by dialing 1-800-466-0450. For assistance outside of the U.S. and Canada please contact [customer service](#).

- If not in the US or Canada, click on the link to the [Customer Service webpage](#). You will be asked to enter the name of your test programme – in this case University of Oxford. From there you will be directed to the scheduling form.
- If selecting from both category 1 and 2, you will need to follow the process for requesting category 2 arrangements and fill out a scheduling form for use by Pearson VUE when they arrange your test centre.

- Category 1: Adjustable Contrast**
- Category 1: Beverage**
- Category 1: Glucose Testing Supplies**
- Category 2: Separate Room**
- Category 2: Separate Room & Reader**
- Category 2: Separate Room & Recorder**

- If your normal arrangements are not listed, please select '**other**' and describe these in the pop-up box available. In this instance, Oxford will review your request before contacting Pearson VUE on your behalf. Pearson VUE will then be in touch with you directly.
- If selecting category 1 and/or category 2 arrangements and 'other', you will need to follow the process for requesting 'other' arrangements and Pearson VUE will contact you.

Step 3: Book your test at a Pearson test centre

- If you have not requested access arrangements or have only selected category 1 access arrangements, once you have registered for your test as outlined in Step 2, you will be automatically transferred to Pearson VUE's test booking platform.

Schedule: History Admissions Test (HAT)

We are currently transmitting your application to Pearson VUE please check back in a few moments.

Test registration status

Once you have registered you will be able to book a test at a Pearson VUE test centre.

You may continue the test booking for History Admissions Test (HAT)

Test service provider: Pearson
Withdraw registration

[Continue at Pearson VUE](#)

- When on the Pearson test centre platform, you will be asked to read and agree to Oxford’s test policies before proceeding.
- The ‘Find a test centre’ function will automatically suggest centres near the address associated with your user account. An interactive map will pinpoint the location of any selected centre.
- If you will be taking your test away from home, you can override this selection and enter another location to search.
- Using your [Oxford admissions test account](#), you may be able to change the location of your test until up until 4 October when test registration closes.
- Any late changes cannot be guaranteed as places are allocated in order of booking.
- Once you have chosen your test centre you will be asked to ‘Find an appointment’.
- As all Oxford candidates for a particular test will take this on the same day you will need to find and select this date on the calendar. [Check your test date](#) via our website.

[Find another test center](#)

Select a date from the calendar. Only dates with appointment availability can be selected.

< **October 2024** >

Su	Mo	Tu	We	Th	Fr	Sa
		1	2	3	4	5
6	7	8	9	10	11	12
13	14	15	16	17	18	19
20	21	22	23	24	25	26
27	28	29	30	31		

- If there are multiple test sittings at your chosen test centre, you will be invited to select the time you want to sit your test and book the appointment.


2. Select your appointment start time

How would you like times displayed?

12 hr (e.g., 2:00 PM) 24 hr (e.g., 14:00)

Our next available appointment is:

Monday, October 21, 2024

 **12:00 AM - 1:15 AM America/Chicago - CDT**

- Finally, you will be asked to check all the booking details are correct before being taken to your dashboard where you will see confirmation that your test has been successfully booked.

Dashboard

You have successfully scheduled your exam.

View an upcoming test center appointment

Monday, October 21, 2024

[HAT: History Admissions Test](#)

Schedule an exam

Pre-approved Exams

You do not have any pre-approved exams at this time.

My account

- > [My profile](#)
- > [Preferences](#)
- > [Exam history](#)
- > [View score reports](#)

Step 4: Booking confirmation and reminders

- You will also receive direct email confirmation of your test appointment, giving the date, your appointment time and duration, the address of the test centre you have selected and directions.
- If you do not receive this confirmation, please check your spam folders. The two email addresses you should expect to receive emails about your test booking are:
 - PearsonVUEConfirmation@pearson.com
 - oxford-noreply@useclarus.com
- If you now return to your [Oxford admissions test registration account](#) you should also see confirmation of your successful booking.
- Please note that the duration of your test appointment will show as longer than the time of your test. It will allow for you to arrive 15 minutes early, undergo ID and security checks and other preliminary procedures.
- If at any time you want to withdraw your booking or rebook, you should go to *Manage appointment* or *Withdraw registration* on your [Oxford admissions test account](#).

Test registration status

Once you have registered you will be able to book a test at a Pearson VUE test centre.

History Admissions Test (HAT)

Scheduled test appointment Manage appointment

Test code: HAT Withdraw registration

Registration ID: 211067351

Date: 21/10/2024

Time: 6:00 AM

Location:

zTest Lab - Config 180 - Tom G

- Remember: if you didn't enter your UCAS ID when registering for your test, go back to [your account profile](#) and do this **as soon as possible** so we can match your test with your UCAS application.
- Remember: if you applied for access arrangements but have not yet uploaded supporting evidence, go back and do this **before 20 September**.

Cancellations and withdrawals

- If you book a test but do not submit your UCAS application by the deadline of 15 October, you will be notified that your test booking has been automatically cancelled. Oxford admissions tests can only be taken by Oxford applicants.
- If you do not submit supporting evidence for your request for access arrangements in time, your test booking will be cancelled. You will be able to rebook without these arrangements OR request them again, provided you can immediately supply the necessary documentation, until the booking window closes on 4 October.
- You can cancel your booking up to 48 hours before your scheduled test time.

Additional support

- View our FAQs or contact Oxford's [undergraduate applicant helpdesk](#) with questions regarding your Oxford application
- From 15 August you can contact [Pearson VUE customer service](#) with queries about your test centre booking
- You can make changes to your test appointment by [signing in to your Oxford Admissions Test user account](#) and selecting 'manage appointment'.

Please contact ox.ac.uk/ask if you have any difficulty accessing the content in this document.

END